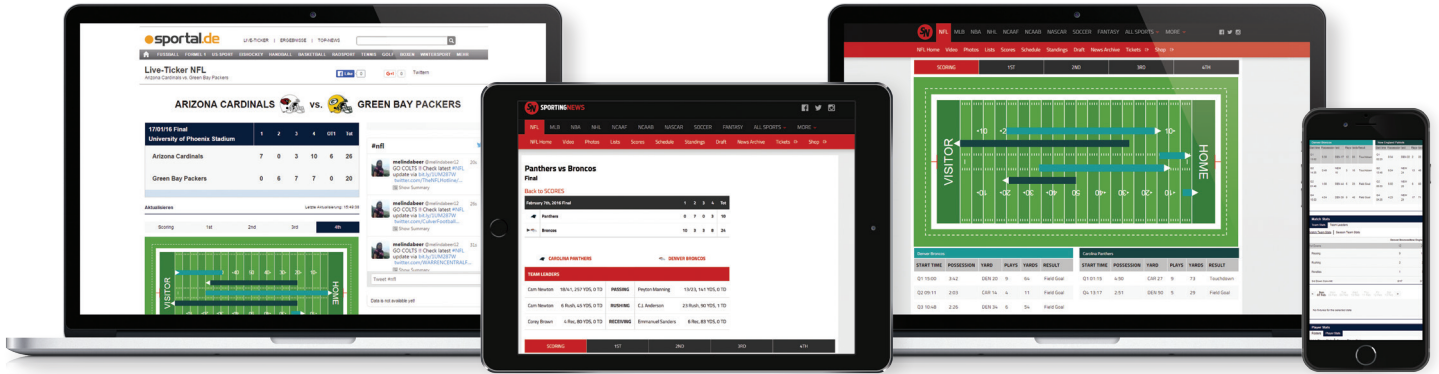


Football




OptaUS can provide detailed, live data on NFL and NCAA games. Collecting, packaging and distributing detailed data on every play from every regular- and post-season game, we use the same dedication to accuracy, consistency, reliability and data-led insight that Opta has been renowned for since our inception.

Performance, Classic and Core Data levels are all available via API and robust XML feeds, as well as Opta’s market-leading widget

platform, providing a precisely tailored solution for your individual requirements.

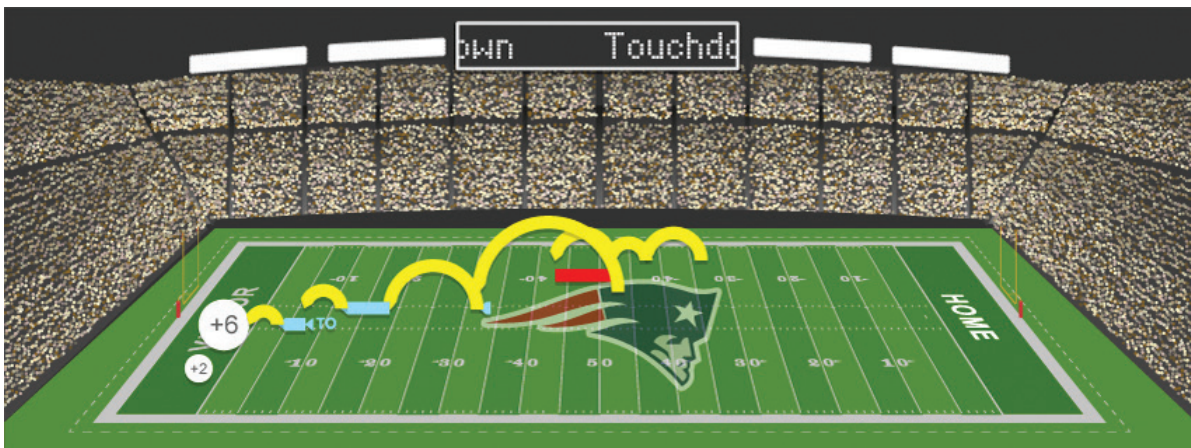
Opta’s most detailed level of Performance data includes x/y coordinates of the start and end point of every play, the QB and associated action, and the outcome of the receivers’ ball possession. This data can then be used to visualize each play in detail, live.



Performance – Detailed x/y data feeds and associated widgets ideal for shot visualisations

Classic – Game-by-game and seasonal statistics for each player, ideal for player comparisons and game reviews

Core – Broad data, supplying schedules, score and result information from every NFL and NCAA game



Key information:

- Detailed NFL and NCAA football coverage, delivered live via XML feeds and widgets
- Comprehensive play-by-play, game and seasonal overview data available
- Data collection and distribution using Opta’s market-leading approach to accuracy, consistency and reliability

For more information